


# IES-3416DSFP

## 16 10/100TX + 4 Dual Speed SFP L2+ Industrial Managed Ethernet

### Switch w/ Enhanced G.8032 Ring

- Enhanced G.8032 ring protection < 20ms for single ring. Supports auto mode, enhanced mode, train mode, multi-VLAN and basic mode; Enhanced G.8032 ring covers multicast packets; MSTP 16MSTI /RSTP; support MRP ring
- Miss-wiring avoidance & node failure protection
- User friendly UI, including auto topology drawing and DDM threshold with dB values\*\*\*; Complete CLI
- Support LACP link aggregation, IGMP v3/router port, MLD snooping, DHCP server & DHCP Option82, DHCP Snooping; Port based DHCP distribution, Mac based DHCP server, QoS by VLAN, SSH v2/SSL, HTTPS, INGRESS/EGRESS ACL L2/L3, TACACS+\*\*, QinQ
- Protocol based VLAN; IPv4 Subnet based VLAN
- Dual input voltage 9~60VDC (Standard model); Single isolated input power 90~305VAC/120~430VDC (HV model)
- Optional Environmental Monitoring for temp., voltage and current. (-M model)
- E-marking certificate for vehicle application (24V model)
- N-key configurator\*\* for upgrading, auto back up /editable restoration without computer



## OVERVIEW

Lantech IES-3416DSFP is a high performance L2+ (Gigabit uplink) Ethernet switch with 16 10/100TX + 4 100/1000M SFP which provides L2 wire speed and advanced security function for network aggregation deployment. It delivers ITU G.8032 enhanced ring recovery less than 20ms in single ring while also supports train ring, enhanced mode, multiple VLAN model with easy configuration. The comprehensive QoS, QoS by VLAN, advanced security including INGRESS/EGRESS ACL L2/L3, TACACS+\*\*, SSH v2/SSL, Mac based DHCP server, DHCP Option 82, DHCP server, IGMPv1/v2/v3/router port, QinQ are also supported and required in large network. It also supports Cisco Discovery Protocol (CDP) for Ciscoworks to detect the switch info and show on L2 map topology.

### **Miss-wiring avoidance, Node failure protection, Loop protection**

The IES-3416DSFP also embedded several features for stronger and reliable network protection in an easy and intuitive way. When the pre-set ring configuration failed or looped by miss-wiring, Lantech IES-3416DSFP is able to alert with the LED indicator and disable ring automatically. Node failure protection ensures the switches in a ring to survive after power breakout is back. The status can be shown in NMS when each switch is back. Loop protection is also available to prevent the generation of broadcast storm when a dumb switch is inserted in a closed loop connection.

### **DHCP option 82 & Port based, Mac based DHCP, Option66, DHCP Snooping, IPv6 DHCP server**

DHCP server can assign dedicated IP address by MAC or by

port (Port based for single switch), it also can assign IP address by port for multiple switches with single DHCP option82 server. DHCP Snooping is supported. For the ending device, which needs to download file from TFTP server, DHCP Option66 server can offer IP address of TFTP server to DHCP client. Basic IPv6 DHCP service can be supported.

### **Auto-provisioning for firmware/configuration update**

The switch supports auto-provisioning for switch to auto-check the latest software image and configuration through TFTP server.

### **User friendly GUI, Auto topology drawing**

The user friendly UI, innovative auto topology drawing and topology demo makes IES-3416DSFP much easier to get hands-on. The complete CLI enables professional engineer to configure setting by command line.

### **Enhanced G.8032 ring, 16 MSTI MSTP; MRP ring**

Lantech IES-3416DSFP features enhanced G.8032 ring which can be self-healed in less than 20ms for single ring topology protection covering Multicast packets. It also supports various ring topologies that covers double ring, multi-chain (under enhanced ring), train ring, basic ring, multiple-VLAN ring and auto-ring by easy setup than others. The innovative auto-Ring configurator (auto mode) can calculate owner and neighbor in one step. It supports MSTP that allows each spanning tree for each VLAN for redundant links with 16 MSTI.

MRP (Media Redundancy Protocol) can be supported for industrial automation networks.

**Editable configuration file; Optional N-key auto backup, Exported text file**

The configuration file of Lantech IES-3416DSFP can be exported and edited with word processor for the other switches configuration with ease.

The optional N-key configurator offers firmware upgrade, auto backup/ editable configuration restore without computer by adjusting the DIP switch.

The factory reset button can restore the setting back to factory default and built-in watchdog design can automatically reboot the switch when CPU is found dead.

**QoS by VLAN for legacy device**

QoS by VLAN can allow switch to tag QoS by VLAN regardless the devices acknowledge QoS or not in which greatly enhance the bandwidth management in a network.

**QinQ, QoS and GVRP supported**

It supports the QinQ, QoS and GVRP for large VLAN segmentation.

**IGMPv3, GMRP, router port, MLD Snooping, static multicast forwarding and multicast Ring protection**

The unique multicast protection under enhanced G.8032 ring can offer immediate self-recovery instead of waiting for IGMP table timeout. It also supports IGMPv3, GMRP, router port, MLD snooping and static multicast forwarding binding by ports for video surveillance application.

**802.1X security by MAC address**

MAC-based port authentication is an alternative approach to 802.1x for authenticating hosts connected to a port. By authenticating based on the host's source MAC address, the host is not required to run a user for the 802.1x protocol. The RADIUS server that performs the authentication will inform the switch if this MAC can be registered in the MAC address table of switch.

**Event log & message; 2DI / 2DO**

In case of event, the IES-3416DSFP is able to send an email to pre-defined addresses as well as SNMP Traps out immediately. It provides 2DI and 2DO. When disconnection of the specific port was detected; DO will activate the signal LED to alarm. DI can integrate the sensors for events and DO will trigger the alarm while sending alert information to IP network with email and traps.

**Optional environmental monitoring for switch inside information (-M model)**

The environmental monitoring can detect switch overall temperature, voltage and current where can send the SNMP traps, email alert when abnormal.

**Wide range dual DC/24V/HV powered input with galvanic isolation; High ESD protection**

The Lantech IES-3416DSFP is designed with dual power supply at 9~60VDC (Standard model), 9~36VDC (24V model) or single 90~305VAC/120~430VDC (HV model). The IES-3416DSFP also provides ±2000V EFT/SURGE and ±4000 VDC (Contact) / ±8000 VDC (Air) Ethernet ESD protection, which can reduce unstable situation caused by power line and Ethernet.

**E-marking certificate**

The E-marking certificate (24V model) makes it the most suitable PoE switch for bus, carriage, other vehicles application as well as for industrial areas where the power source is limited with 24V but has demand of IP surveillance or VoIP applications.

**Industrial hardened design for extended temperature operation**

Lantech IES-3416DSFP features high reliability and robustness coping with extensive EMI/RFI phenomenon, environmental vibration and shocks usually found in factory, substation, steel automation, aviation, mining and process control. It is the best solution for Automation, transportation, surveillance, Wireless backhaul, Semi-conductor factory and assembly lines.

The -E model can be used in extreme environments with an operating temperature range of -40°C to 75°.

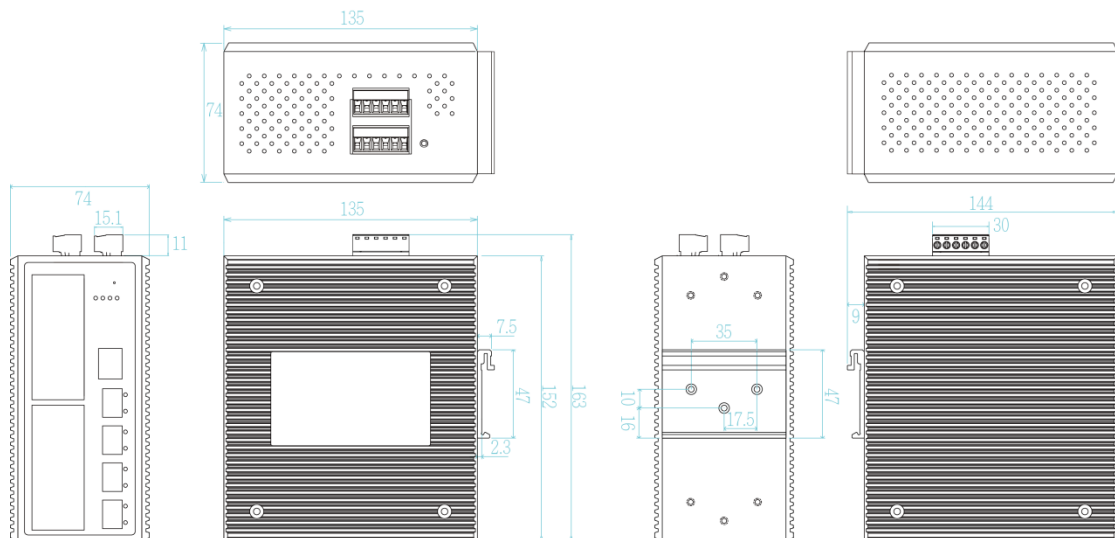
## FEATURES & BENEFITS

- **16 10/100TX + 4 100/1000M SFP (Total 20 Ports Ethernet Switch)**
- **Dual input from 9V~60VDC (Standard model); Dual input from 9V~36VDC (24V model); HV single input from 90~305VAC/120~430VDC (HV model)**
- **Back-plane (Switching Fabric): 11.2Gbps**
- **16K MAC address table**
- **E-marking certificate for vehicle application (24V model)**
- **DDM to support SFP diagnostic function\*\*\***
  - *Automatically convert the raw data into dB values for TX power/RX power, making it easier to measure the fiber distance*
- **10KB Jumbo frame**
- **User friendly UI, auto topology drawing, topology demo, complete CLI for professional setting**
- **Enhanced G.8032 Ring protection in 20ms < 256 switches**
  - *Support various ring/chain topologies, including train ring, enhanced ring, basic ring, auto ring & multiple VLAN ring*
  - *Enhanced G.8032 ring configuration with ease*
  - *Auto ring configuration(auto mode) for single ring*
  - *Cover multicast and data packets protection*
- **Supports IEEE 802.1p Class of Service, per port provides 8 priority queues Port base, Tag Base and Type of Service Priority**
- **IEEE 802.1d STP, IEEE 802.1w RSTP, 802.1s MSTP VLAN redundancy with 16 MSTI**
- **4K 802.1Q VLAN, Port based VLAN, GVRP, QinQ, QoS**

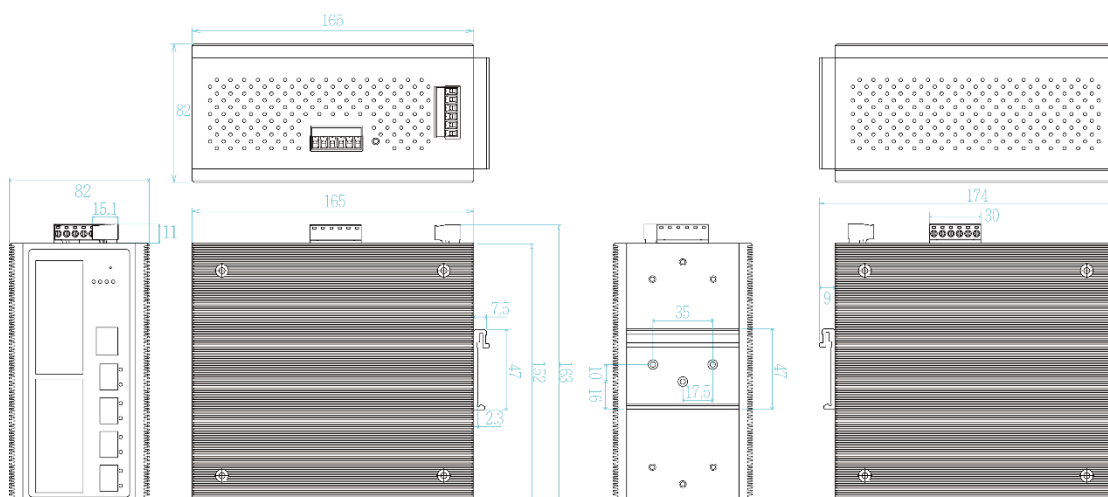
- Supports IEEE 802.1ab LLDP, Cisco CDP; LLDP info can be viewed via Web/ Console
- DHCP server / client / DHCP Option 82 relay / DHCP Option 82 server; Port based DHCP server; DHCP Option 66; DHCP Snooping; Basic IPv6 DHCP service can be supported.
- Mac based DHCP server to assign IP address
- Bandwidth Control
  - Ingress packet filter and egress rate limit
  - Broadcast/multicast packet filter control
- Miss-wiring avoidance
  - LED indicator
- Node failure protection
  - Ensure the switches in a ring to survive after power breakout is back
  - The status can be shown in NMS when each switch is back
- TFTP/HTTP firmware upgrade
- System Event Log and SNMP Trap for alarm support; 32 RMON counters
- Security
  - SSL/SSH v2/INGRESS/EGRESS ACL L2/L3
  - MAC address table: MAC address entries/Filter/MAC-Port binding
  - IP Security: IP address security management to prevent unauthorized intruder.
  - TACACS+\*\*
  - Login Security: IEEE802.1X/RADIUS
  - HTTPS for secure access to the web interface
- Static multicast forwarding forward reversed IGMP flow with multicast packets binding with ports for IP surveillance application
- IGMP router port to assign query in ring for reversed multicast video flow
- IGMPv1, v2, v3 with Query mode for multimedia, GMRP
- Factory reset button to restore setting to factory default
- Watchdog design to auto reboot switch CPU is found dead
- Environmental monitoring\*\* for system input voltage, current and ambient temperature.(-M model)
- Supports 2DI / 2DO (Digital Input/Digital Output)
- MLD Snooping for IPv6 Multicast stream
- Diagnostic including Ping / DDM information
- Configuration backup and restoration
  - Supports editable configuration file for system quick installation
  - N-key\*\* for mass configuration auto-backup, editable restoration, and auto firmware upgrade
- IP30 metal housing with DIN rail and Wall-mount\*\* design
- Auto Provision to verify switch firmware with the latest or certain version

## DIMENSIONS (unit=mm)

### Standard/24V model



HV model



SPECIFICATION

Hardware Specification

Standards	IEEE802.3 10Base-T Ethernet IEEE802.3u 100Base-TX IEEE802.3z Gigabit fiber IEEE802.3x Flow Control and Back Pressure IEEE802.3ad Port trunk with LACP IEEE802.1d Spanning Tree IEEE802.1w Rapid Spanning Tree IEEE802.1s Multiple Spanning Tree IEEE802.3ad Link Aggregation Control Protocol (LACP) IEEE802.1AB Link Layer Discovery Protocol (LLDP) IEEE802.1X User Authentication (Radius) IEEE802.1p Class of Service IEEE802.1Q VLAN Tag	Optical Cable	EIA/TIA-568 100-ohm (100m) <b>1.25Gbps:</b> Multi-mode: 0 to 550 m, 850 nm (50/125 μm); 0 to 2 km, 1310 nm (50/125 μm) Single mode: 0 to 10 km/ 30 km/ 40 km, 1310 nm (9/125 μm); 0 to 50 km/ 60 km/ 80km/ 120 km, 1550 nm (9/125 μm) <b>125Mbps:</b> Multi-mode: 0 to 2 km/ 5 km, 1310 nm (62.5/125 μm) Single-mode: 0 to 30 km, 1310 nm (62.5/125 μm) <b>WDM 1.25Gbps:</b> Single-mode: 0 to 10 km/ 20 km/ 40 km/ 60 km, 1310 nm (9/125 μm); 0 to 80 km, 1490 nm (9/125 μm); 0 to 10 km/ 20 km/ 40 km/ 60 km/ 80 km, 1550 nm (9/125 μm) <b>WDM 125Mbps:</b> Single-mode: 0 to 20 km/ 40 km/ 60 km/ 80 km, 1310 nm (9/125 μm); 0 to 20 km/ 40 km/ 60 km/ 80 km, 1550 nm (9/125 μm)
Switch Architecture	Back-plane (Switching Fabric): 11.2Gbps	LED	Per unit: Power 1 (Green), Power 2 (Green), FAULT (Red) Ethernet port: Link/Activity (Green), Speed (Green); Mini-GBIC: Link/Activity (Green) R.M. indicator (Green)
Transfer Rate	14,880pps for Ethernet port 148,800pps for Fast Ethernet port 1,488,000pps for Gigabit Fiber Ethernet port	DI/DO	2 Digital Input (DI) : Level 0: -30~2V / Level 1: 10~30V Max. input current:8mA 2 Digital Output(DO): Open collector to 40 VDC, 200mA
Packet Buffer	8Mbits	Operating Humidity	5% ~ 95% (Non-condensing)
Mac Address	16K MAC address table	Operating Temperature	-20°C~60°C / -4°F~140°F (Standard model) -40°C~75°C / -40°F~167°F(-E model)
Jumbo frame	10KB	Storage Temperature	-40°C~85°C / -40°F~185°F
Connectors	10/100TX: 16 x ports RJ-45 with Auto MDI/MDI-X function Mini-GBIC: 4 x 100/1000 SFP socket with DDM RS-232 connector: RJ-45 type Power connector: 1 x 6-pole terminal block DIDO : 1 x 6-pole terminal block	Power Supply	Standard model: Dual 9~60VDC 24V model: Dual 9~36VDC HV model: Single 90~305VAC/120~430VDC
Network Cable	10Base-T: 2-pair UTP/STP Cat. 3, 4, 5/ 5E/ 6 cable EIA/TIA-568 100-ohm (100m) 100Base-TX: 2-pair UTP/STP Cat. 5/ 5E/ 6 cable	Power Consumption	10W

Case Dimension	Metal case. IP-30, Standard/24V model: 74 (W) x 135 (D) x 152 (H) mm HV model: 74 (W) x 165 (D) x 152 (H) mm
Weight	1000 g
Installation	DIN Rail and Wall Mount** Design
EMI & EMS	FCC Class A, CE EN55032, CE EN55024, CE EN61000-4-2, CE EN61000-4-3, CE EN61000-4-4, CE EN61000-4-5, CE EN61000-4-6, CE EN61000-4-8, CE EN61000-6-2
Vehicle certificate	E13 marking (24V model)
MTBF	615,724 hours
Warranty	5 years
<b>Software Specification</b>	
Management	SNMP v1 v2c, v3/ Web/Telnet/CLI
SNMP MIB	MIB MIBII SNMP MIB Bridge MIB IF MIB RMON MIB Private MIB
ITU G.8032	Support ITU G.8032 v2/2012 for Ring protection in less than 20ms for self-heal recovery (basic mode) Support various ring/chain topologies Includes train ring, auto ring, basic single ring, enhanced ring, multiple-VLAN ring Enhanced G.8032 ring configuration with ease. Protect multicast & unicast data
User friendly UI	<ul style="list-style-type: none"> <li>■ Auto topology drawing</li> <li>■ Topology demo</li> <li>■ Auto configuration for G.8032(auto mode) for single ring</li> <li>■ Complete CLI for professional setting</li> </ul>
Port Trunk with LACP	LACP Port Trunk: 8 Trunk groups
LLDP	Supports LLDP to allow switch to advise its identification and capability on the LAN
CDP	Cisco Discovery Protocol for topology mapping
Environmental Monitoring**	System status for input voltage, current and ambient temperature to be shown in GUI and sent alerting if any abnormal status (-M model).
MLD Snooping	Support IPv6 Multicast stream
VLAN	Port Based VLAN IEEE 802.1Q Tag VLAN (256 entries)/ VLAN ID (Up to 4K, VLAN ID can be assigned from 1 to 4096.) GVRP, QinQ, Protocol based VLAN, IPv4 Subnet based VLAN
Spanning Tree	Supports IEEE802.1d Spanning Tree and IEEE802.1w Rapid Spanning Tree, IEEE802.1s Multiple Spanning Tree
Quality of Service	The quality of service determined by port / CoS / ToS / VLAN / 61375-3-4
Class of Service	Support IEEE802.1p class of service, per port provides 8 priority queues
Login Security	Supports IEEE802.1X Authentication/RADIUS
Port Mirror	Support 3 mirroring types: "RX, TX and Both packet"
Network Security	Support 10 IP addresses that have permission to access the switch management and to prevent unauthorized intruder. 802.1X access control for port based and MAC based authentication/MAC-Port binding Management access control with priority Ingress/Egress ACL L2/L3 SSL/ SSH v2 for Management HTTPS for secure access to the web interface TACACS+** for Authentication
IGMP	Support IGMP snooping v1, v2, v3; 1024 multicast groups; IGMP router port; IGMP query; GMRP**
Static MAC-Port bridge	Static multicast forwarding forward reversed IGMP flow with multicast packets binding with ports for IP surveillance application
Bandwidth Control	Support ingress packet filter and egress packet limit. The egress rate control supports all of packet type. Ingress filter packet type combination rules are Broadcast/Multicast/Flooded Unicast packet, Broadcast/Multicast packet, Broadcast packet only and all types of packet. The packet filter rate can be set an accurate value through the pull-down menu for the ingress packet filter and the egress packet limit.
Flow Control	Supports Flow Control for Full-duplex and Back Pressure for Half-duplex
System Log	Supports System log record and remote system log server
Protection	<ul style="list-style-type: none"> <li>■ Miss-wiring avoidance</li> <li>■ Node failure protection</li> <li>■ Loop protection</li> </ul>
SNMP Trap	Up to 10 trap stations; trap types including: <ul style="list-style-type: none"> <li>● Device cold start</li> <li>● Authorization failure</li> <li>● Port link up/link down</li> <li>● DI/DO open/close</li> <li>● Typology change(ITU ring)</li> <li>● Power failure</li> <li>● Environmental abnormal**(-M model)</li> </ul>
DHCP	Provide DHCP Client/ DHCP Server/DHCP Option 82/Port based DHCP; DHCP Option 66; DHCP Snooping; Basic IPv6 DHCP service can be supported
Mac based DHCP Server	Assign IP address by Mac
DNS	Provide DNS client feature
SNTP	Supports SNTP to synchronize system clock in Internet
Diagnostic	Support Ping and DDM information
Firmware Update	Supports TFTP firmware update, TFTP

	backup and restore; HTTP firmware upgrade		factory default.
N-Key Configurator**	RJ45 dongle for firmware upgrade, auto / editable configuration backup/restoration	Auto Provision	To verify switch firmware with the latest or certain version
Configuration upload and download	Supports text configuration file for system quick installation; Support factory reset button to restore all settings back to		*Future release **Optional ***Optional DDM SFP required

## ORDERING INFORMATION

- **IES-3416DSFP.....P/N: 8350-657**  
16 10/100TX + 4 Dual Speed SFP L2+ Industrial Managed Ethernet Switch, 9~60VDC; -20°C to 60°C
- **IES-3416DSFP-E.....P/N: 8350-658**  
16 10/100TX + 4 Dual Speed SFP L2+ Industrial Managed Ethernet Switch, 9~60VDC; -40°C to 75°C
- **IES-3416DSFP-M.....P/N: 8350-659**  
16 10/100TX + 4 Dual Speed SFP L2+ Industrial Managed Ethernet Switch w/environmental monitoring; 9~60VDC; -20°C to 60°C
- **IES-3416DSFP-M-E.....P/N: 8350-654**  
16 10/100TX + 4 Dual Speed SFP L2+ Industrial Managed Ethernet Switch w/environmental monitoring; 9~60VDC; -40°C to 75°C
- **IES-3416DSFP-24V.....P/N: 8350-652**  
16 10/100TX + 4 Dual Speed SFP L2+ Industrial Managed Ethernet Switch, 9~36VDC; -20°C to 60°C
- **IES-3416DSFP-24V-E.....P/N: 8350-6521**  
16 10/100TX + 4 Dual Speed SFP L2+ Industrial Managed Ethernet Switch, 9~36VDC; -40°C to 75°C
- **IES-3416DSFP-24V-M.....P/N: 8350-6522**  
16 10/100TX + 4 Dual Speed SFP L2+ Industrial Managed Ethernet Switch w/environmental monitoring; 9~36VDC; -20°C to 60°C
- **IES-3416DSFP-24V-M-E.....P/N: 8350-6523**  
16 10/100TX + 4 Dual Speed SFP L2+ Industrial Managed Ethernet Switch w/environmental monitoring; 9~36VDC; -40°C to 75°C
- **IES-3416DSFP-HV.....P/N: 8350-6571**  
16 10/100TX + 4 Dual Speed SFP L2+ Industrial Managed Ethernet Switch, Single 90~305VAC/120~430VDC; -20°C to 60°C
- **IES-3416DSFP-HV-E.....P/N: 8350-6572**  
16 10/100TX + 4 Dual Speed SFP L2+ Industrial Managed Ethernet Switch, Single 90~305VAC/120~430VDC; -40°C to 75°C
- **IES-3416DSFP-M-HV.....P/N: 8350-6573**  
16 10/100TX + 4 Dual Speed SFP L2+ Industrial Managed Ethernet Switch w/environmental monitoring; Single 90~305VAC/120~430VDC; -20°C to 60°C
- **IES-3416DSFP-M-HV-E.....P/N: 8350-6574**  
16 10/100TX + 4 Dual Speed SFP L2+ Industrial Managed Ethernet Switch w/environmental monitoring; Single 90~305VAC/120~430VDC; -40°C to 75°C
- **N-key Configurator.....P/N: 8850-100**  
RJ45 connector dongle for firmware upgrade, auto/editable configuration backup and restoration; -20°C to 60°C

## OPTIONAL ACCESSORIES

### DIN Rail Power

- **MDR-40 Series** 40W Single Output Industrial Din Rail Power; 85-264VAC / 120-370VDC Input Range; Cooling by free air convection; RoHS2 ; Operating Temp. -20°C~70°C (ambient, derating each output at 4% per degree from 60°C ~ 70°C)
- **MDR-20 Series** 20W Single Output Industrial Din Rail Power; 85-264VAC / 120-370VDC Input Range; Cooling by free air convection; RoHS2 ; Operating Temp. -20°C~70°C (ambient, derating each output at 2.5% per degree from 50°C ~ 70°C)

### Mini GBIC (SFP)

- |   |   |
|---|---|
| ■ <b>8330-162-V1</b> MINI GBIC 1000SX (LC/MM/0.5KM) Transceiver     | ■ <b>8330-198-V1</b> 1.25Gbps BiDi SFP 0.5KM Transceiver (WDM 1550) |
| ■ <b>8330-163-V1</b> MINI GBIC 1000SX2 (LC/MM/2KM) Transceiver      | ■ <b>8330-195-V1</b> 1.25Gbps BiDi SFP 2KM Transceiver (WDM 1310)   |
| ■ <b>8330-165-V1</b> MINI GBIC 1000LX (LC/SM/10KM) Transceiver      | ■ <b>8330-196-V1</b> 1.25Gbps BiDi SFP 2KM Transceiver (WDM 1550)   |
| ■ <b>8340-0591-V1</b> MINI GBIC 1000LHX (LC/SM/40KM) Transceiver    | ■ <b>8330-188-V1</b> 1.25Gbps BiDi SFP 10KM Transceiver (WDM 1310)  |
| ■ <b>8330-166-V1</b> MINI GBIC 1000XD (LC/SM/50KM) Transceiver      | ■ <b>8330-189-V1</b> 1.25Gbps BiDi SFP 10KM Transceiver (WDM 1550)  |
| ■ <b>8330-169-V1</b> MINI GBIC 1000XD (LC/SM/60KM) Transceiver      | ■ <b>8330-186-V1</b> 1.25Gbps BiDi SFP 20KM Transceiver (WDM 1310)  |
| ■ <b>8330-167-V1</b> MINI GBIC 1000ZX (LC/SM/80KM) Transceiver      | ■ <b>8330-187-V1</b> 1.25Gbps BiDi SFP 20KM Transceiver (WDM 1550)  |
| ■ <b>8330-170-V1</b> MINI GBIC 1000EZ (LC/SM/120KM) Transceiver     | ■ <b>8330-180-V1</b> 1.25Gbps BiDi SFP 40KM Transceiver (WDM 1310)  |
| ■ <b>8330-168-V1</b> MINI GBIC 10/100/1000T (100m) Transceiver      | ■ <b>8330-182-V1</b> 1.25Gbps BiDi SFP 40KM Transceiver (WDM 1550)  |
| ■ <b>8330-060-V1</b> MINI GBIC 100Base (LC/MM/2KM) Transceiver      | ■ <b>8330-181-V1</b> 1.25Gbps BiDi SFP 60KM Transceiver (WDM 1310)  |
| ■ <b>8330-065-V1</b> MINI GBIC 100Base (LC/MM/5KM) Transceiver      | ■ <b>8330-183-V1</b> 1.25Gbps BiDi SFP 60KM Transceiver (WDM 1550)  |
| ■ <b>8330-061-V1</b> MINI GBIC 100Base (LC/SM/30KM) Transceiver     | ■ <b>8330-184-V1</b> 1.25Gbps BiDi SFP 80KM Transceiver (WDM 1490)  |
| ■ <b>8330-197-V1</b> 1.25Gbps BiDi SFP 0.5KM Transceiver (WDM 1310) | ■ <b>8330-185-V1</b> 1.25Gbps BiDi SFP 80KM Transceiver (WDM 1550)  |



■ 8330-071-V1	125Mbps BiDi SFP 2KM (WDM 1310) Transceiver	■ 8330-081-V1	125Mbps BiDi SFP 60KM (WDM 1310) Transceiver
■ 8330-072-V1	125Mbps BiDi SFP 2KM (WDM 1550) Transceiver	■ 8330-083-V1	125Mbps BiDi SFP 60KM (WDM 1550) Transceiver
■ 8330-069-V1	125Mbps BiDi SFP 20KM (WDM 1310) Transceiver	■ 8330-084-V1	125Mbps BiDi SFP 80KM (WDM 1310) Transceiver
■ 8330-068-V1	125Mbps BiDi SFP 20KM (WDM 1550) Transceiver	■ 8330-085-V1	125Mbps BiDi SFP 80KM (WDM 1550) Transceiver
■ 8330-080-V1	125Mbps BiDi SFP 40KM (WDM 1310) Transceiver	■ 8330-191-V1	Dual Speed SFP 100M/1000M-LX 10KM Transceiver
■ 8330-082-V1	125Mbps BiDi SFP 40KM (WDM 1550) Transceiver		All SFP# ended with D are with DDM function

#### Wall Mount Bracket

<b>MBAK19003</b>	Wall mount bracket for 74(W) x 105 (D) x 152 (H) mm / 96 (W) x 105 (D) x 152 (H) mm Industrial Ethernet switches
<b>MBAK19004</b>	19" Rack Mounting Kit for 74x105x152mm/74x135x152mm Industrial Ethernet Switch

#### Lantech Communications Global, Inc.

[www.lantechcom.tw](http://www.lantechcom.tw)  
[info@lantechcom.tw](mailto:info@lantechcom.tw)

© 2024 Copyright Lantech Communications Global Inc. all rights reserved.  
The revise authority rights of product specifications belong to Lantech Communications Global Inc.  
Lantech may make changes to specification and product descriptions at anytime, without notice.