

I(P)ES-0008B

8 10/100TX PoE at/af Industrial Ethernet Unmanaged Switch ; 12V/24V/48V

input models

- Support IEEE802.3at/af up to 30W per port
- PoE model: Dual 9V~56VDC input (12V model); 9~36VDC (24V model); 44V~56VDC input (48V model)
- Non-PoE model: dual 9V~60VDC input (12V model); 9~36VDC (24V model)
- Galvanic isolation protection (power input /Ethernet port to case ground)
- Max PoE budget 240W at 48V, 120W at 24V, 80W at 12V input
- Relay alarm output for power fail and alarm
- Only 12V or 24VDC input system is applicable for E-mark approval
- E-marking certificate for vehicle application



Non-PoE model

PoE model



OVERVIEW

Lantech I(P)ES-0008B is a high performance all 8 10/100TX industrial Ethernet switch with w/8/6 PoE 802.3af/at ports.

Galvanic isolation for dual 48V, 12V, 24V input with max PoE budget

The IPES-0008B supports IEEE802.3at/af standard which can feed HI-power up to 30W at each PoE port for big power consumption devices like PTZ IP camera, High power wireless AP etc.

The IPES-0008B-12V accepts power input 9~56VDC with IEEE802.3at/af standard and feed up to 30W per PoE port with maximum 120W@24V and 80W@12V output (at dual input). The 24V model is also compliant with ISO 7637-2 which protects switch from being damaged by high voltage that could be found at vehicle cranky start.

PoE 48V model accepts 45~56VDC power input and can feed 48V output for PoE feeding in vehicle at max 240W @48V input.

E-marking certificate, High reliability and extended working temperature

Lantech I(P)ES-0008B provides $\pm 2000V$ EFT and $\pm 6000V$ ESD protection, which can reduce unstable situation caused by power line and Ethernet. It has high reliability and robustness coping with extensive EMI/RFI phenomenon, environmental vibration and shocks usually found in Automation, transportation, surveillance, Wireless backhaul, Semiconductor factory and assembly lines.

The -E model can be used in extreme environments with an operating temperature range of $-40^{\circ}C$ to $75^{\circ}C$.

The E-marking certificate makes it the most suitable PoE switch for bus, carriage, other vehicles application as well as for industrial areas where the power source is limited with 12V but has demand of IP surveillance or VoIP applications. Only 12V or 24VDC input system is applicable for E-mark approval.

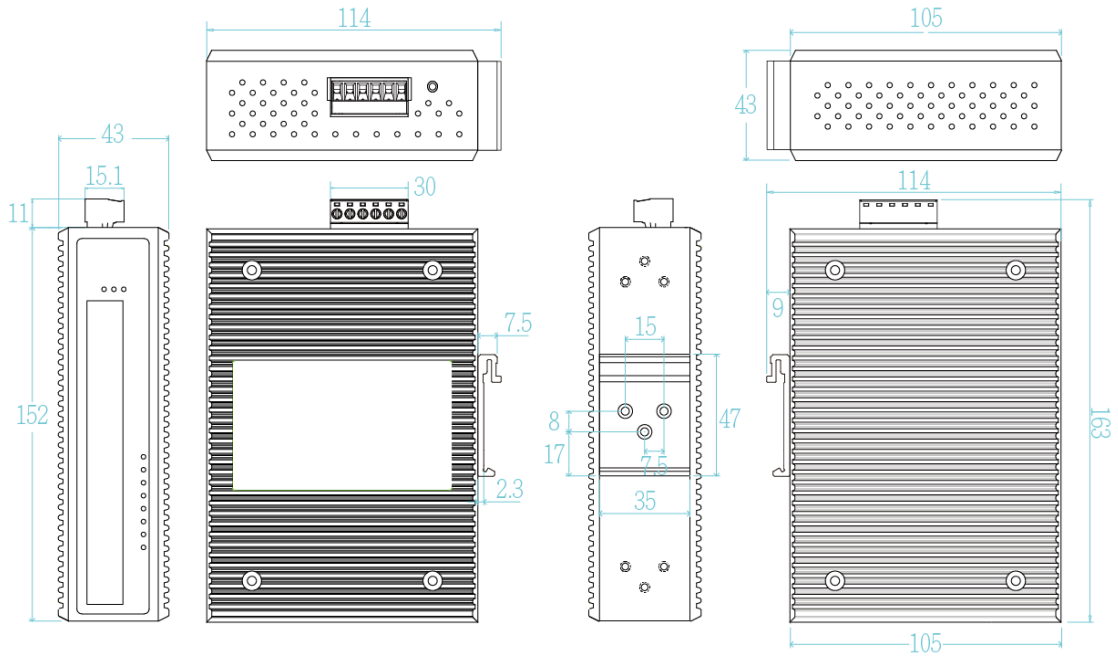
FEATURES & BENEFITS

- 8 10/100TX industrial switch w/8/6 PoE 802.3af/at ports (Total 8 Ports Switch)
- Embedded 8/6 PoE ports IEEE802.3af/at function to feed power up to 30W@54V per port for active

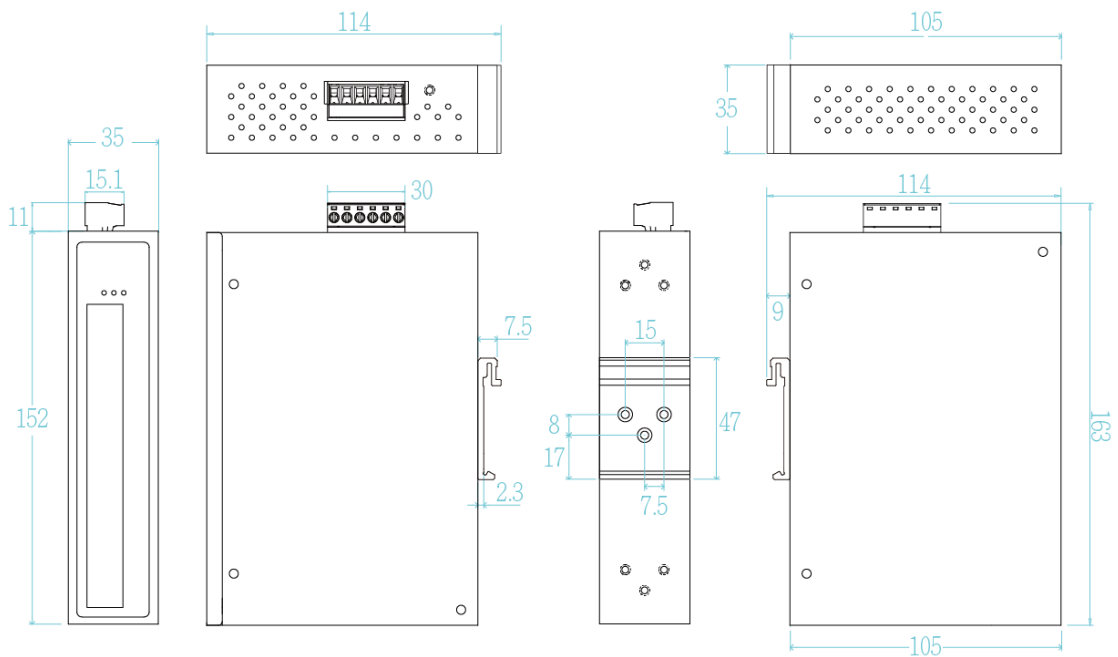
- operation
- Dual 9V~56VDC power input for 12V model; dual 9V~36VDC power input for 24V model with ISO7637 compliance; PoE budget 80W at 12V input, 120W at 24V input; dual 45V~56VDC power input for 48V model with PoE budget 240W
- Dual 9V~60VDC power input for 12V model and dual 9V~36VDC power input for 24V model without PoE
- Back-plane (Switching Fabric): 1.6Gbps
- Provides EFT protection ± 2000 VDC for power line.
- Supports ± 6000 VDC Ethernet ESD protection
- Relay alarm output for power fail and alarm
- Only 12V or 24VDC input system is applicable for E-mark approval
- IP30 & IP40 metal housing with DIN rail and Wall-mount** design

DIMENSIONS (unit=mm)

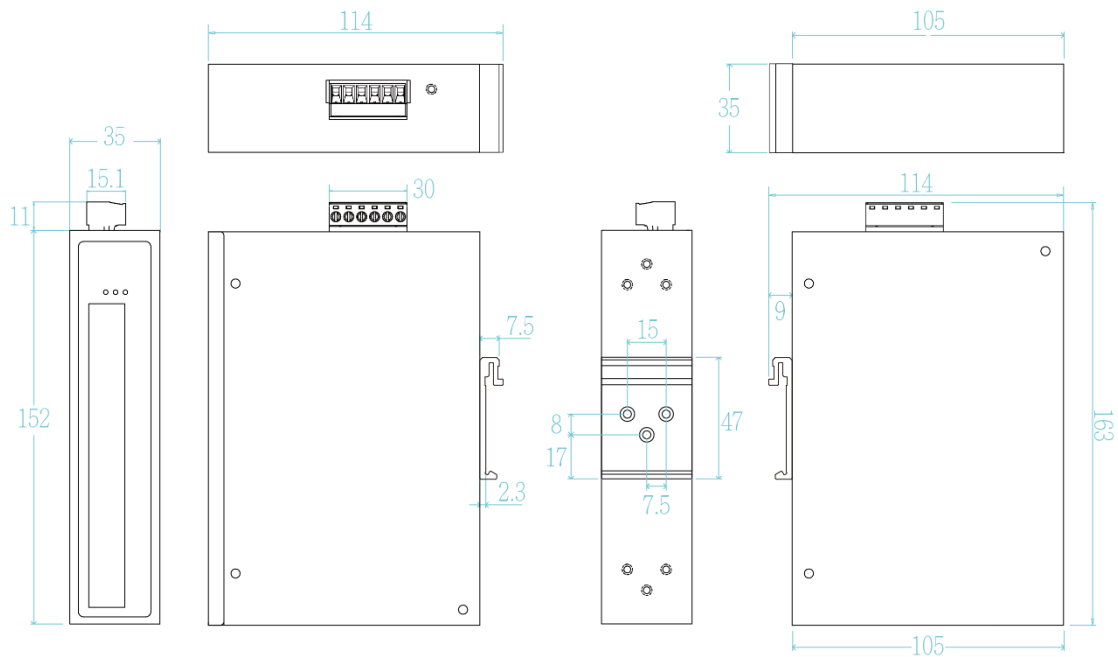
PoE Model



Non-PoE Model (IP30 model)



Non-PoE Model (IP40 model)



SPECIFICATION

Hardware Specification		PoE pin assignment	-8 model: RJ-45 port # 1~#8 support IEEE 802.3at/af End-point, Alternative A mode. Per port provides up to 30W -6 model: RJ-45 port # 1~#6 support IEEE 802.3at/af End-point, Alternative A mode. Per port provides up to 30W. Positive (VCC+): RJ-45 pin 1,2 Negative (VCC-): RJ-45 pin 3,6
Standards	IEEE802.3 10Base-T Ethernet IEEE802.3u 100Base-TX IEEE802.3x Flow Control and Back Pressure IEEE802.3at/af Power over Ethernet	Power Consumption	5W
Switch Architecture	Back-plane (Switching Fabric): 1.6Gbps	Galvanic Isolation	Between power input and case ground Between Ethernet port and case ground Between power input and Ethernet port
Transfer Rate	14,880pps for Ethernet port 148,800pps for Fast Ethernet port	Case Dimension	Metal case. IP-30 & IP40 43 (W) x 105 (D) x 152 (H) mm (PoE model) 35 (W) x 105 (D) x 152 (H) mm (non-PoE model)
Mac Address	16K MAC address table	Weight	900 g
Connectors	10/100TX: 8 x ports RJ-45 with Auto MDI/MDI-X function Power & P-Fail connector: 1 x 6-pole terminal block	Installation	DIN Rail and Wall Mount** Design
Network Cable	10Base-T: 2-pair UTP/STP Cat. 3, 4, 5/ 5E/ 6 cable EIA/TIA-568 100-ohm (100m) 100Base-TX: 2-pair UTP/STP Cat. 5/ 5E/ 6 cable EIA/TIA-568 100-ohm (100m)	Relay Alarm	Provides one relay output for power fail and alarm. Alarm Relay current carry ability: 1A @ DC24V
LED	Per unit: Power 1 (Green), Power 2 (Green), P-Fail (Red); Ethernet port: Link/Activity (Green) PoE : Active (Green)	EMI & EMS	FCC Class A, CE EN55032 Class A, CE EN55024, CE EN61000-4-2, CE EN61000-4-3, CE EN61000-4-4, CE EN61000-4-5, CE EN61000-4-6, CE EN61000-4-8 , CE EN61000-6-2
Operating Humidity	5% ~ 95% (Non-condensing)	Safety	EN62368 (LVD)
Operating Temperature	-20°C~60°C / -4°F~140°F (Standard model) -40°C~75°C / -40°F~167°F(-E model)	Stability Testing	IEC 60068-2-27 (Shock), IEC 60068-2-31 (Shock), IEC 60068-2-64 (Vibration), IEC 60068-2-80 (Vibration)
Storage Temperature	-40°C~85°C / -40°F~185°F	Vehicle certificate	E13 marking (-12V;-24V model)
Power Supply	Non-PoE model: 9~60VDC (12V model); 9~36VDC (24V model); PoE model: 9~56VDC (12V model); 9~36VDC (24V model); 44~56VDC (48V model)	MTBF	1,022,402 Hrs. (IEC62830 standards)
PoE Budget	240W for 45~56V input (48V model) (50~57VDC input is recommended for 802.3at 30W applications) 80W at 12V input 120W at 24V input Higher PoE budget can be applied upon request. **	Warranty	5 years

*Future Release
**Optional

ORDERING INFORMATION

- **IPES-0008B-48V.....P/N: 8351-108**
8 10/100TX w/8 PoE Mode A 802.3at/af 30W Industrial Ethernet Switch; dual 45~56VDC input; -20°C to 60°C
- **IPES-0008B-6-48V.....P/N:8351-1081**
8 10/100TX w/6 PoE Mode A 802.3at/af 30W Industrial Ethernet Switch; dual 45~56VDC input; -20°C to 60°C
- **IPES-0008B-48V-E.....P/N: 8351-109**
8 10/100TX w/8 PoE Mode A 802.3at/af 30W Industrial Ethernet Switch; dual 45~56VDC input; -40°C to 75°C
- **IPES-0008B-6-48V-E.....P/N:8351-1091**
8 10/100TX w/6 PoE Mode A 802.3at/af 30W Industrial Ethernet Switch; dual 45~56VDC input; -40°C to 75°C
- **IPES-0008B-12V.....P/N: 8351-110**
8 10/100TX w/8 PoE Mode A 802.3at/af 30W Industrial Ethernet Switch, dual 9V~56VDC input; -20°C to 60°C
- **IPES-0008B-6-12V.....P/N:8351-1101**
8 10/100TX w/6 PoE Mode A 802.3at/af 30W Industrial Ethernet Switch, dual 9V~56VDC input; -20°C to 60°C
- **IPES-0008B-12V-E.....P/N: 8351-111**
8 10/100TX w/8 PoE Mode A 802.3at/af 30W Industrial Ethernet Switch, dual 9V~56VDC input; -40°C to 75°C
- **IPES-0008B-6-12V-E.....P/N:8351-1111**
8 10/100TX w/6 PoE Mode A 802.3at/af 30W Industrial Ethernet Switch, dual 9V~56VDC input; -40°C to 75°C
- **IPES-0008B-24V.....P/N: 8351-1102**
8 10/100TX w/8 PoE Mode A 802.3at/af 30W Industrial Ethernet Switch, dual 9V~36VDC input; compliant with ISO7637; -20°C to 60°C
- **IPES-0008B-6-24V.....P/N:8351-1103**
8 10/100TX w/6 PoE Mode A 802.3at/af 30W Industrial Ethernet Switch, dual 9V~36VDC input; compliant with ISO7637; -20°C to 60°C
- **IPES-0008B-24V-E.....P/N: 8351-1112**
8 10/100TX w/8 PoE Mode A 802.3at/af 30W Industrial Ethernet Switch, dual 9V~36VDC input, compliant with ISO7637; -40°C to 75°C
- **IPES-0008B-6-24V-E.....P/N:8351-1113**
8 10/100TX w/6 PoE Mode A 802.3at/af 30W Industrial Ethernet Switch, dual 9V~36VDC input, compliant with ISO7637; -40°C to 75°C
- **IES-0008B-12V.....P/N: 8351-118**
8 10/100TX Industrial Ethernet Switch, dual 9V~60VDC input; -20°C to 60°C
- **IES-0008B-12V-E.....P/N: 8351-119**
8 10/100TX Industrial Ethernet Switch, dual 9V~60VDC input; -40°C to 75°C
- **IES-0008B-40-12V.....P/N: 8351-120**
8 10/100TX IP40 Industrial Ethernet Switch, dual 9V~60VDC input; -20°C to 60°C
- **IES-0008B-40-12V-E.....P/N: 8351-121**
8 10/100TX IP40 Industrial Ethernet Switch, dual 9V~60VDC input; -40°C to 75°C
- **IES-0008B-24V.....P/N: 8351-1181**
8 10/100TX Industrial Ethernet Switch, dual 9V~36VDC input; compliant with ISO7637-2; -20°C to 60°C
- **IES-0008B-24V-E.....P/N: 8351-1191**
8 10/100TX Industrial Ethernet Switch, dual 9V~36VDC input, compliant with ISO7637-2; -40°C to 75°C
- **IES-0008B-40-24V.....P/N: 8351-1201**
8 10/100TX IP40 Industrial Ethernet Switch, dual 9V~36VDC input; compliant with ISO7637-2; -20°C to 60°C
- **IES-0008B-40-24V-E.....P/N: 8351-1211**
8 10/100TX IP40 Industrial Ethernet Switch, dual 9V~36VDC input, compliant with ISO7637-2; -40°C to 75°C

All part no. with WALL are models with wall mount kit instead of DIN Rail

OPTIONAL ACCESSORIES

DIN Rail Power

- **NDR-480 Series** 480W Single Output Industrial Din Rail Power; 90-264VAC / 127-370VDC Input Range; Cooling by free air convection; RoHS2 ; Operating Temp. -20°C~70°C (ambient, derating each output at 2.5% per degree from 50°C ~ 70°C)
- **NDR-240 Series** 240W Single Output Industrial Din Rail Power; 90-264VAC / 127-370VDC Input Range; Cooling by free air convection; RoHS2 ; Operating Temp. -20°C~70°C (ambient, derating each output at 2.5% per degree from 50°C ~ 70°C)
- **NDR-120 Series** 120W Single Output Industrial Din Rail Power; 90-264VAC / 127-370VDC Input Range; Cooling by free air convection; RoHS2 ; Operating Temp. -20°C~70°C (ambient, derating each output at 2.5% per degree from 50°C ~ 70°C; For 115VAC, please refer to derating curve on NDR-120 Series datasheet)
- **NDR-75 Series** 75W Single Output Industrial Din Rail Power; 90-264VAC / 127-370VDC Input Range; Cooling by free air convection; RoHS2 ; Operating Temp. -20°C~70°C (ambient, derating each output at 2.5% per degree from 50°C ~ 70°C; For 115VAC, please refer to derating curve on NDR-120 Series datasheet)

Lantech Communications Global Inc.

**www.lantechcom.tw
info@lantechcom.tw**

© 2023 Copyright Lantech Communications Global Inc. all rights reserved.
The revise authority rights of product specifications belong to Lantech Communications Global Inc.
In a continuing effort to improve and advance technology, product specifications are subject to change without notice.