


IES-0216C

16 10/100TX + 2 10/100/1000T/Giga or 100M

SFP Combo Industrial Switch

- Provides EFT & ESD protection technology
- Wide-range redundant power design
- Power polarity auto-reverse and protection
- IP-30 metal housing with DIN Rail and wall mount design



OVERVIEW

The Lantech IES-0216C is a 16-Port 10/100TX + 2-Port 10/100/100T/ Giga SFP Industrial Switch for plug-and-play installation.

The IES-0216C supports 3000 VDC EFT surge protection and 6000VDC ESD protection for industrial area where has unstable power and electrostatic discharge. With wide power input range from 9V to 56V/-9V to -56V, the IES-0216C also features power polarity auto-reverse and protection.

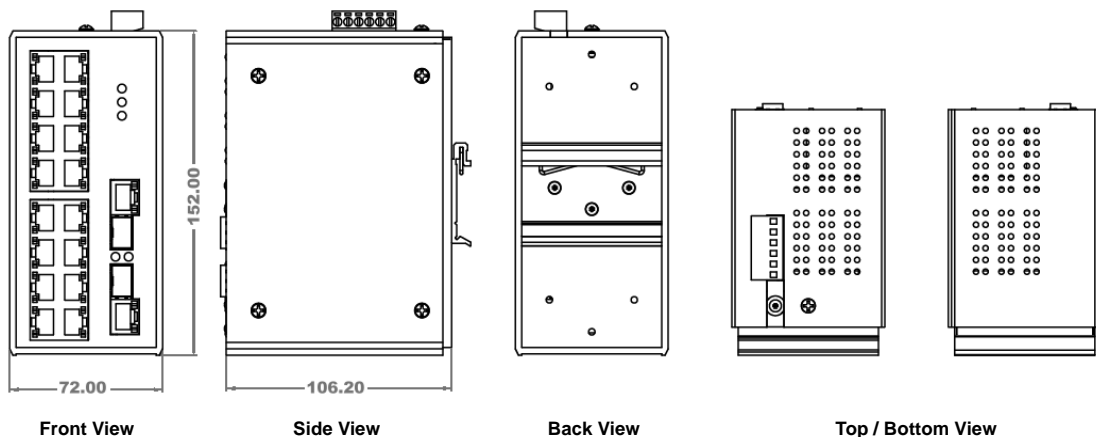
The Lantech IES-0216C is designed to meet the demands of industrial environments, comes packaged in a robust IP 30 housing and has been tested extensively to meet Industrial EMI and EMC standards. With relay contact to alarm system function, the IES-0216C can immediately notify of power failure event.

The Lantech IES-0216C is the best to be used in automation, transportation, semi-conductor factory, heavy Industrial factory and other factory assembly lines.

FEATURES & BENEFITS

- **System Interface/Performance**
 - RJ-45 port support Auto MDI/MDI-X Function
 - Store-and-Forward Switching Architecture
 - Back-plane (Switching Fabric): 7.2Gbps
 - 8K MAC address table
- Supports IEEE802.3x Flow control with full duplex / Backpressure with half duplex
- Provides EFT protection 3000 VDC for power line
- Supports 6000 VDC Ethernet ESD protection
- **Case/Installation**
 - IP-30 Metal Housing Protection
 - DIN Rail and Wall Mount Design
- **Power Supply**
 - Wide-range Redundant Power Design
 - Power Polarity Reverse Protect
 - Overload Current Re-settable Fuse Present
- Provides broadcast storm protection
- Wide Operating Temperature for -E model (-40°C~75°C)

DIMENSIONS (unit=mm)



Datasheet Version 1.0

SPECIFICATION

IEEE Standards	IEEE 802.3 10Base-T IEEE 802.3u 100Base-TX IEEE 802.3ab 1000Base-T IEEE 802.3z Gigabit fiber IEEE 802.3x Flow Control and Back-pressure	<table border="1"> <tr> <td rowspan="2">Un-load</td> <td>A</td> <td>0.27A</td> </tr> <tr> <td>W</td> <td>3.24</td> </tr> <tr> <td rowspan="2">Full Load</td> <td>A</td> <td>0.72A</td> </tr> <tr> <td>W</td> <td>8.64</td> </tr> </table>	Un-load	A	0.27A	W	3.24	Full Load	A	0.72A	W	8.64
Un-load	A			0.27A								
	W	3.24										
Full Load	A	0.72A										
	W	8.64										
Switch Architecture	Back-plane (Switching Fabric): 7.2Gbps	Protocol	CSMA/CD									
Transfer Rate	14,880pps for Ethernet port 148,800pps for Fast Ethernet port 1,488,000pps for Gigabit Fiber Ethernet port	LED	Per unit: Power 1 (Green), Power 2 (Green), Fault (Red) 16 10/100TX : Link/Activity (Green), Full duplex/Collision (Yellow) Giga Copper : Link/Activity (Green), speed (1000M Green) SFP : Link/Activity (Green)									
Mac Address	8K MAC address table	Operating Humidity	5% ~ 95% (Non-condensing)									
Packet Buffer	1Mbits	Operating Temperature	-20°C~60°C / -4°F~140°F (Standard model) -40°C~75°C / -40°F~167°F (-E model)									
Connectors	16 10/100TX RJ-45 with auto MDI/MDI-X 2 10/100/1000T RJ-45 with auto MDI/MDI-X 2 100M/1000M SFP slot for 100M or Giga SFP transceiver	Storage Temperature	-40°C~85°C / -40°F~185°F									
Network Cable	10Base-T: 2-pair UTP/STP Cat. 3, 4, 5, 6 cable EIA/TIA-568 100-ohm (100m) 100Base-TX: 2-pair UTP/STP Cat. 5, 6 cable EIA/TIA-568 100-ohm (100m) 1000Base-T: 2-pair UTP/STP Cat. 5e or 6 cable EIA/TIA-568 100-ohm (100m)	Case Dimension	Metal case, IP-30, 72mm (W) x 105mm (D) x 152mm (H)									
Optical Cable	Multi-mode: 50/125um~62.5/125um Single-mode: 9/125um Available distance: 2km (Multi-mode)/30km (Single-mode) Wavelength: 1310nm (Multi-mode/Single-mode)	Weight	1300 g									
Power Supply	24VDC (9~56VDC) / -24VDC (-9~-56VDC); 12~36VAC*, Redundant power with polarity reverse protect function and removable terminal block	Installation	DIN Rail and Wall Mount Design									
Reserve polarity protection	Present	EMI & EMS	FCC Class A, CE EN61000-4-2 (ESD), CE EN61000-4-3 (RS), CE EN-61000-4-4 (EFT), CE EN61000-4-5 (Surge), CE EN61000-4-6 (CS), CE EN61000-4-8, CE EN61000-4-11, CE EN61000-4-12, CE EN61000-6-2, CE EN61000-6-4									
Overload current protection	Present	Safety	UL, cUL, CE/EN60950-1									
Power Consumption	<table border="1"> <tr> <td>DC input</td> <td>DC 12V</td> </tr> </table>	DC input	DC 12V	Stability Testing	IEC60068-2-32 (Free fall) IEC60068-2-27 (Shock) IEC60068-2-6 (Vibration)							
DC input	DC 12V											
		MTBF	243301 hrs									
		Warranty	5 years									

*Optional

ORDERING INFORMATION

- **IES-0216C.....P/N: 8350-651**
16 10/100TX + 2 10/100/1000T/Giga SFP Industrial Switch, Standard Operating Temperature (-20°C to 65°C)
- **IES-0216C-E.....P/N: 8350-656**
16 10/100TX + 2 10/100/1000T/Giga SFP Industrial Switch, Wide Operating Temperature (-40°C~75°C)
- **IES-0216C-AC.....P/N: 8350-651-AC**
16 10/100TX + 2 10/100/1000T/Giga SFP Industrial Switch, Standard Operating Temperature (-20°C to 65°C); 12~36VAC
- **IES-0216C-E-AC.....P/N: 8350-656-AC**
16 10/100TX + 2 10/100/1000T/Giga SFP Industrial Switch, Wide Operating Temperature (-40°C~75°C); 12~36VAC

OPTIONAL ACCESSORIES

DIN Rail Power

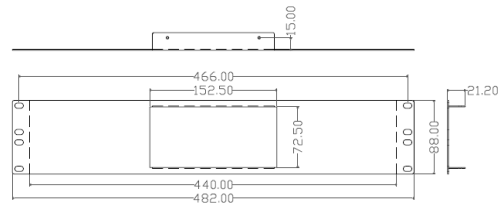
- **AD1048-24FS** 24VDC, 2A, Wide AC Input, Convection Cooled, DIN Rail or Wall Mounted, RoHS, Operating Temp. -20°C~50°C (ambient, derating each output at 2.5% per degree from 50°C ~ 75°C, which means the output is 18 Watts at 75°C.)
- **AD1024-24F** 24VDC, 1A, Wide AC Input, Convection Cooled, DIN Rail or Wall Mounted, RoHS, Operating Temp. -20°C~50°C (ambient, derating each output at 2.5% per degree from 50°C ~ 75°C, which means the output is 9 Watts at 75°C.)
- **AD1240-48S** 48VDC, 5A, Wide AC Input, Build-in fan Cooled, DIN Rail or Wall Mounted, RoHS, Operating Temp. -20°C~50°C (ambient, derating each output at 2.5% per degree from 50°C ~ 70°C)
- **AD1120-48F** 48VDC, 2.5A, Wide AC Input, Build-in fan Cooled, DIN Rail or Wall Mounted, RoHS, Operating Temp. -20°C~50°C (ambient, derating each output at 2.5% per degree from 50°C ~ 70°C)

Mini GBIC (SFP)

- | | |
|--|--|
| ■ 8330-162 MINI GBIC 1000SX (LC/0.5km) Transceiver | ■ 8330-187 LTSFP-1000BX-20KM Transceiver (WDM 1550) |
| ■ 8330-163 MINI GBIC 1000SX2 (LC/2km) Transceiver | ■ 8330-180 LTSFP-1000BX-40KM Transceiver (WDM 1310) |
| ■ 8330-165 MINI GBIC 1000LX (LC/10km) Transceiver | ■ 8330-182 LTSFP-1000BX-40KM Transceiver (WDM 1550) |
| ■ 8340-0591 MINI GBIC 1000LHX (LC/40km) Transceiver | ■ 8330-181 LTSFP-1000BX-60KM Transceiver (WDM 1310) |
| ■ 8330-166 MINI GBIC 1000XD (LC/50km) Transceiver | ■ 8330-183 LTSFP-1000BX-60KM Transceiver (WDM 1550) |
| ■ 8330-169 MINI GBIC 1000XD (LC/60km) Transceiver | ■ 8330-184 LTSFP-1000BX-80KM Transceiver (WDM 1490) |
| ■ 8330-167 MINI GBIC 1000ZX (LC/80km) Transceiver | ■ 8330-185 LTSFP-1000BX-80KM Transceiver (WDM 1550) |
| ■ 8330-170 MINI GBIC 1000EZ (120km) Transceiver | |
| ■ 8330-168 MINI GBIC 10/100/1000T (100m) Transceiver | |
| ■ 8330-060 100Base FX 2KM, Multi-mode, LC Transceiver | |
| ■ 8330-065 100Base FX 5KM, Multi-mode, LC Transceiver | |
| ■ 8330-061 100Base LX 30KM, Single-mode, LC Transceiver | |
| ■ 8330-188 LTSFP-1000BX-10KM Transceiver (WDM 1310) | |
| ■ 8330-189 LTSFP-1000BX-10KM Transceiver (WDM 1550) | |
| ■ 8330-186 LTSFP-1000BX-20KM Transceiver (WDM 1310) | |

Rack Mounting Kit

- **MBAK19001** 19" Rack Mounting Kit for 72x105x152mm Industrial Switch



Lantech Communications Global Inc.

www.lantechcom.tw
info@lantechcom.tw

© 2011 Copyright Lantech Communications Global Inc. all rights reserved.
The revise authority rights of product specifications belong to Lantech Communications Global Inc.
Lantech may make changes to specification and product descriptions at anytime, without notice.